



# Inky Encryption Guide

**Requirements:** Active User Shield Complete license configured and live on your email host.

| Step # | Task  | Screenshot  |
|--------|---|---|
| 1      | <p>The user may encrypt any email by adding the following to the subject line.</p> <p>[Encrypt]</p> <p>Then they can send the email.</p>                            |  <p>[Encrypt] Test Email ← Subject<br/>         Test Sender ← Sender<br/>         Test Recipient ← Recipient</p> <p>Testing Encryption</p>  <p>NATURALNETWORKS®</p> <hr/> <p>IT Support Technician<br/>         Natural Networks, Inc.<br/>         7047 Carroll Rd.<br/>         San Diego, CA 92121<br/> <a href="mailto:@naturalnetworks.com">@naturalnetworks.com</a><br/> <a href="http://www.naturalnetworks.com">http://www.naturalnetworks.com</a><br/>         (619) 222-3232</p> |
| 2      | <p>The recipient receives an email with a link to the encrypted message portal.</p> <p>To proceed the recipient must click the “View Encrypted Message” button.</p> |   |

[Encrypt] Test Email 🗑️  
T Test Sender  
to me

↩️ Reply   ↪️ Forward   🗑️

**Email Encryption**

**Encrypted Message Received**

You received an encrypted message from  
**@naturalnetworks.com**

Click the button below to view the encrypted message securely.

[View Encrypted Message](#)

Replies to this email will not automatically be encrypted. To keep your messages secure, click the above button and reply through the secure link.

3

Clicking the View Encrypted Message button leads them to a webpage login.

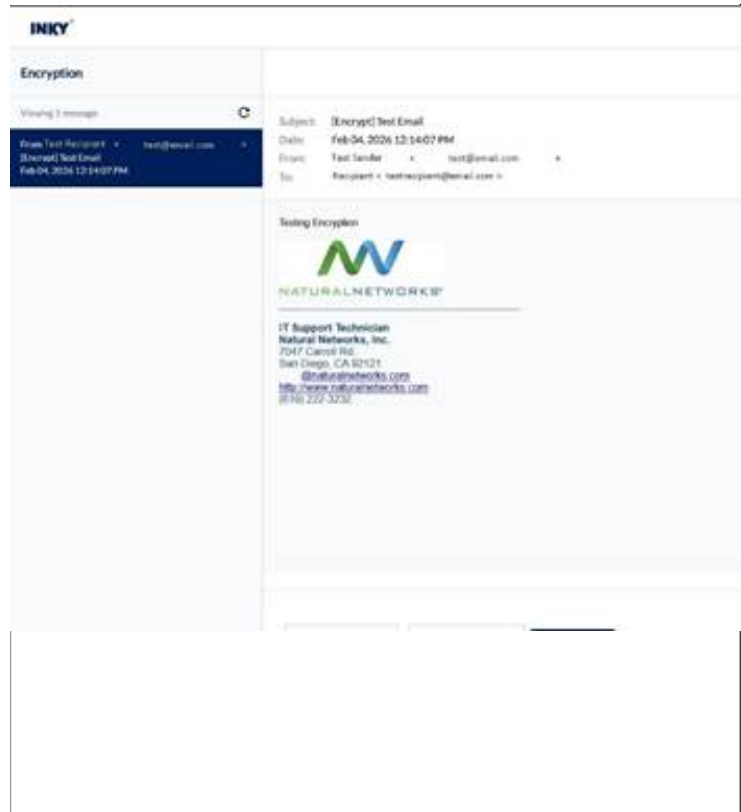
The recipient must use their email address to sign in.

**Please Note:** When signing in below, you must use  
(  @gmail.com ) that is associated with the s

The logo for INKY, featuring the word "INKY" in a bold, blue, sans-serif font with a registered trademark symbol (®) to the upper right.

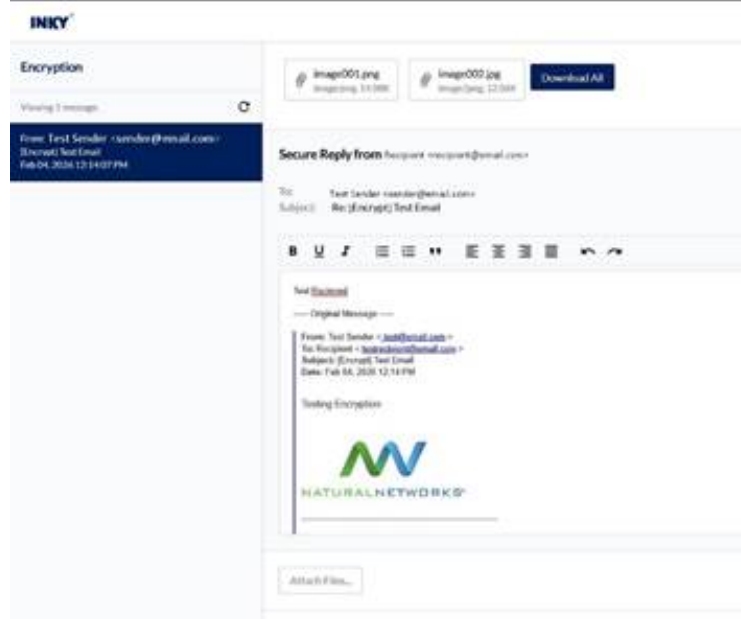
4

They can now view the encrypted email and can reply from within the portal by clicking the reply button in the upper right-hand corner.



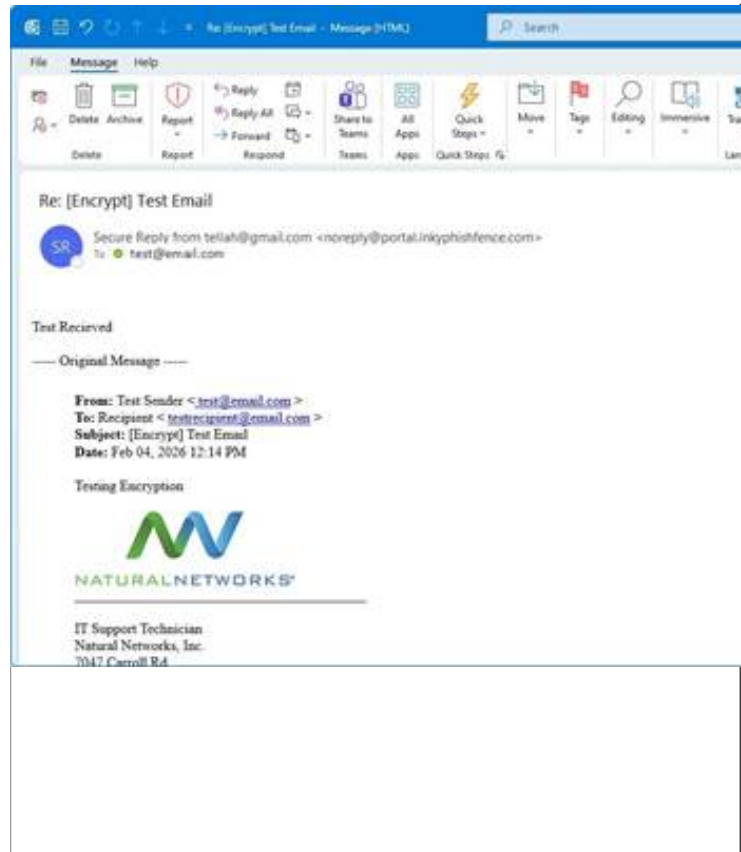
5

Once they type their response they can click “Send Secure Reply” to respond.



6

The reply will be sent back to the senders mailbox.



Online URL: <https://kb.naturalnetworks.com/article.php?id=996>